




# How to Write a Fiction Story!

© 2016 by Heisterman and Lucy Calkins et al., *Units of Study for Teaching Writing, Grade 4 Unit 1, The Arc of Story*. Anchor Chart 1: "How to Write a Fiction Story!"

- > story idea 
- > character(s) 
- > setting 


© 2016 by Heisterman and Lucy Calkins et al., *Units of Study for Teaching Writing, Grade 4 Unit 1, The Arc of Story*. "How to Write a Fiction Story!" #1

Draft possible story arcs.  
Revise until it feels just right.



© 2016 by Heisterman and Lucy Calkins et al., *Units of Study for Teaching Writing, Grade 4 Unit 1, The Arc of Story*. "How to Write a Fiction Story!" #2

Draft scene by scene, only using summary when needed.




© 2016 by Heisterman and Lucy Calkins et al., *Units of Study for Teaching Writing, Grade 4 Unit 1, The Arc of Story*. "How to Write a Fiction Story!" #3

Study ways other authors make stories better  
- try some!



© 2016 by Heisterman and Lucy Calkins et al., *Units of Study for Teaching Writing, Grade 4 Unit 1, The Arc of Story*. "How to Write a Fiction Story!" #4

Create trouble in the story,  
resolving that trouble at the end.



© 2016 by Heisterman and Lucy Calkins et al., *Units of Study for Teaching Writing, Grade 4 Unit 1, The Arc of Story*. "How to Write a Fiction Story!" #5